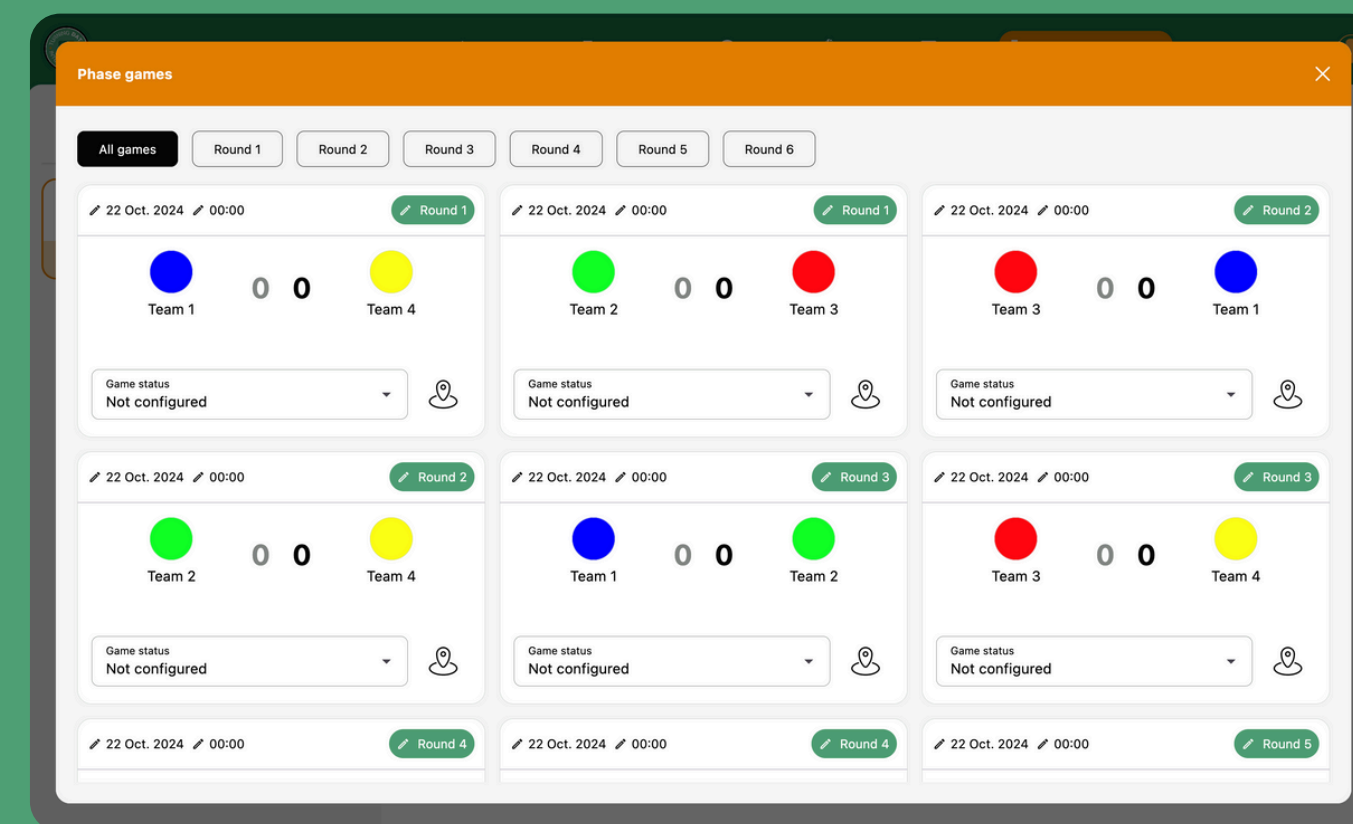





Create and manage your competition


DIGITIZE, AUTOMATIZE AND CONTROL
EVERY DETAIL OF YOUR COMPETITION
FROM ONE ONLY PLACE



Competition Manager

Basketball Stats Assistant

[Dashboard](#)[Competitions](#)[Games](#)[Teams](#)[Stats](#)[Competition Manager](#)



Competitions

New competition

Your competition

2024-2025

Categories 0

Create competition

Admins

Delete

Competition name

Your competition

Season

2024-2025

Is a private competition?

Competition password

Show password

Save

Categories

New category

Your competition does not have categories yet

New category

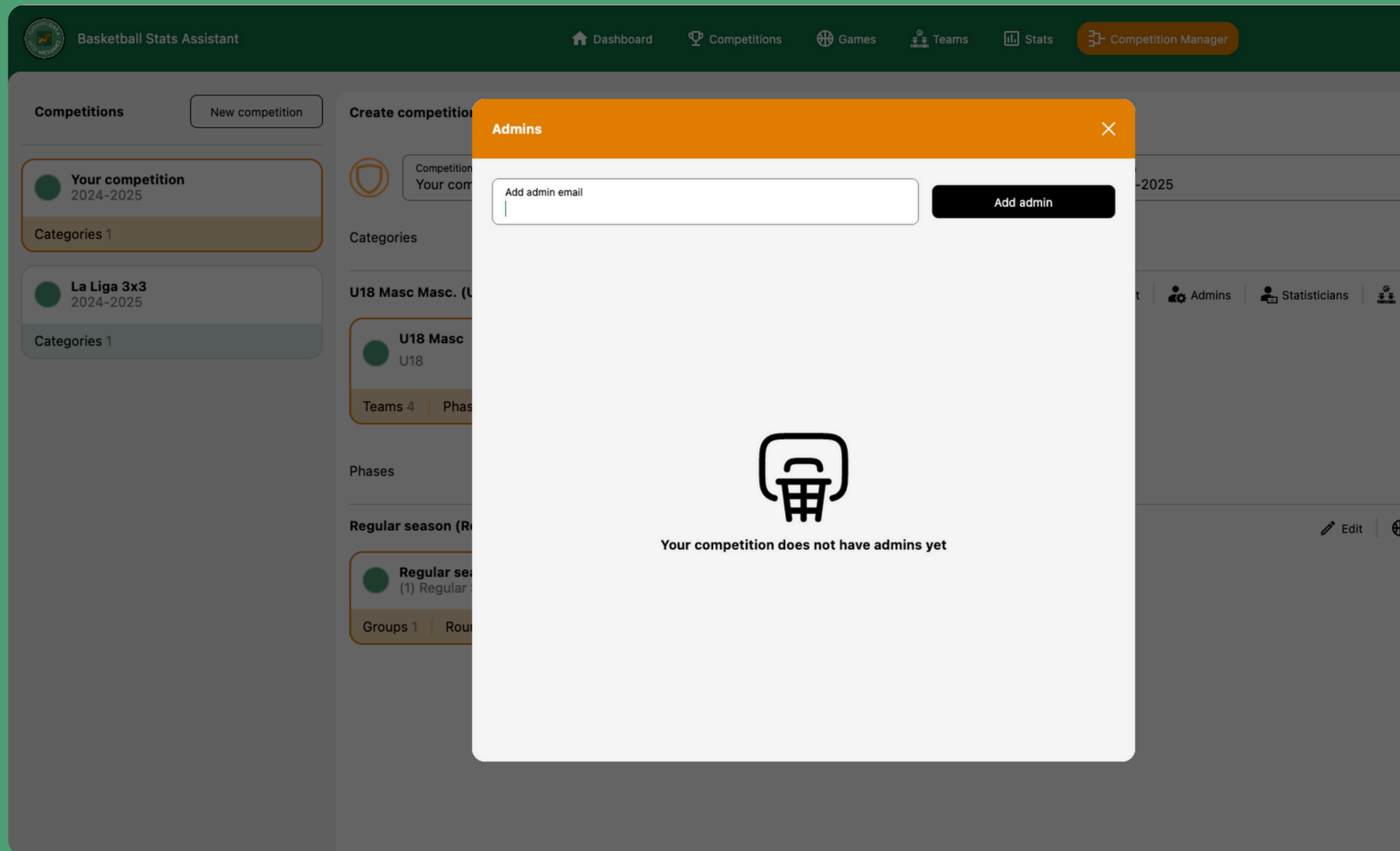
New competition

Add competition
admin

Competition
name

Set competition
password if you
want it private

Add another admin



Once your competition is created, you can assign an admin by entering their email address, allowing them to manage the competition on your behalf.

****Admins must sign up in BSA before they can be added to the competition**

Add important information

The screenshot displays the 'Basketball Stats Assistant' web application. The top navigation bar includes links for Dashboard, Competitions, Games, Teams, Stats, and Competition Manager. The 'Competition Manager' tab is active. Below the navigation bar, a 'Competition information' modal is open, showing a list of competitions with columns for 'Title' and 'Description'. The first entry is 'gdgd' with a description 'gdgfg'. A 'Competition information' form is overlaid on the modal, containing fields for 'Title', 'Description', 'Link button', 'Link', and 'Order' (a dropdown menu set to '1'). A 'Save' button is located at the bottom right of the form.

Competition information

[Add competition info](#)

Title	Description
gdgd	gdgfg

Competition information

Title:

Description:

Link button:

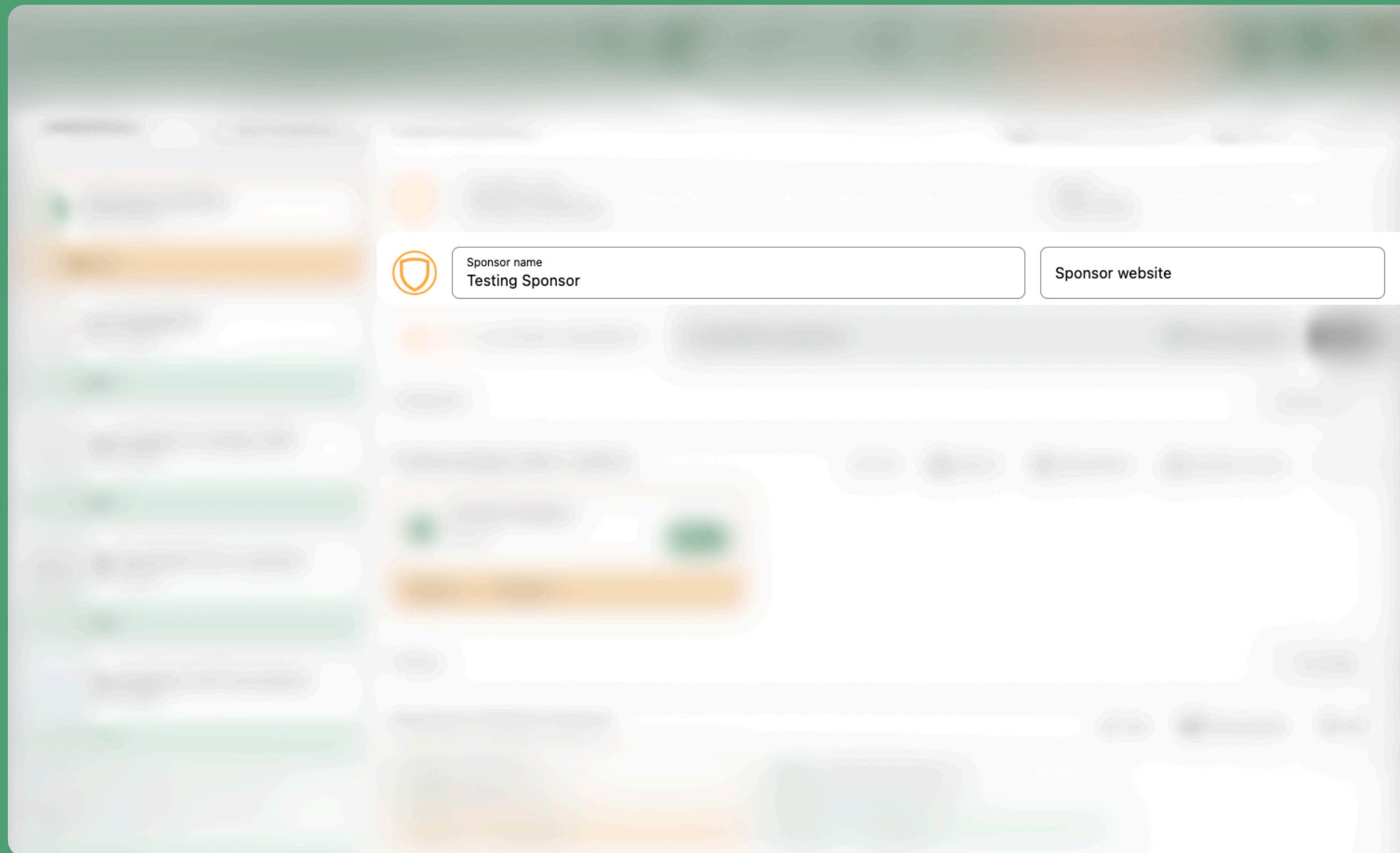
Link:

Order:

Save

Once your competition is created, you can enter all the key information such as rules, schedule and location details to ensure everything is clear and organized for teams and fans.

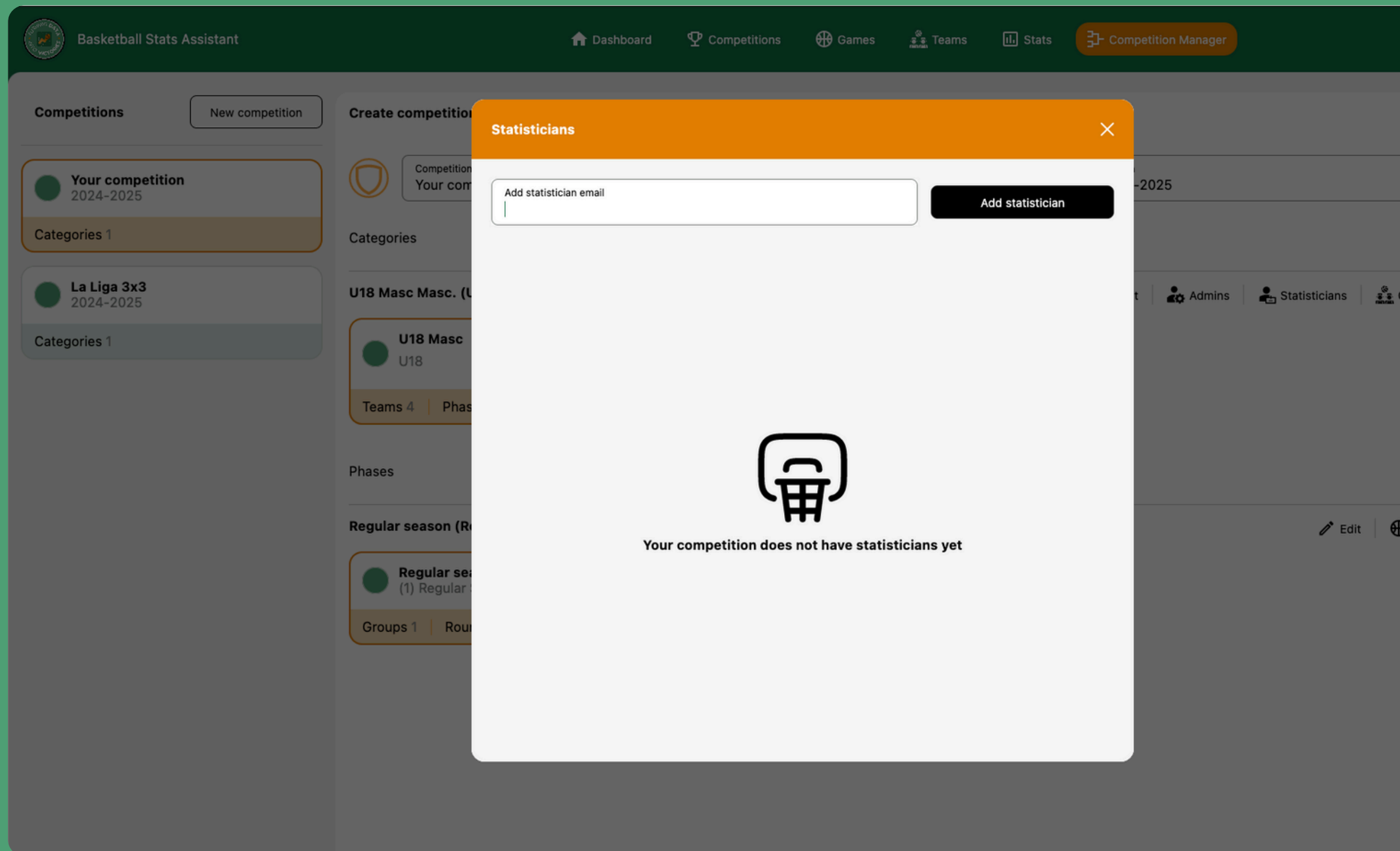
Add the main **sponsor**



The image shows a blurred screenshot of a web form. In the center, there is a white box containing two input fields. The first field is labeled 'Sponsor name' and contains the text 'Testing Sponsor'. To the left of this field is a small orange icon of a shield with a checkmark. The second field is labeled 'Sponsor website' and is currently empty. The background of the screenshot is out of focus, showing various other form elements and colors.

Add the main sponsor's details including their name, logo and a link to their website. This helps give visibility to your partners and connect them directly with your audience through the platform.

Add an **statistician**



After creating your competition, you can add a statistician by entering their email address to track and manage game statistics.

****Statisticians must sign up in BSA before they can be added to the competition**

Create category

The screenshot shows the 'Basketball Stats Assistant' application. The 'Competition Manager' tab is active. A 'New category' modal is open, allowing the user to create a new competition category. The modal includes fields for 'Category name' (U18 Masc), 'Game mode' (5 vs 5), 'Age group' (U18), 'Gender' (Masculine), and 'Teams' (4). Below these fields, there is a 'Teams' section with four team slots, each with a colored circle and a text input for the team name (Team 1, Team 2, Team 3, Team 4). A 'Save' button is located at the bottom right of the modal. The background shows the 'Competitions' section with a 'Your competition' entry for '2024-2025' and a 'Categories 0' indicator.

Basketball Stats Assistant

Dashboard Competitions Games Teams Stats Competition Manager

New category

Create category

Category name: U18 Masc

Game mode: 5 vs 5

Age group: U18

Gender: Masculine

Teams: 4

Teams

Team 1 (Blue)

Team 2 (Green)

Team 3 (Red)

Team 4 (Yellow)

Save

Create new categories and customize their details, including name, game mode, age group, gender, and number of teams. You can also edit team names and colors to match your preferences.

Create phase

Basketball Stats Assistant

Dashboard

Competitions

Games

Teams

Stats

Competition Manager

New phase

Create phase

Phase name

Regular season

Tournament type

Regular Season

Phase order

1

Groups

1

Rounds

2

Standings

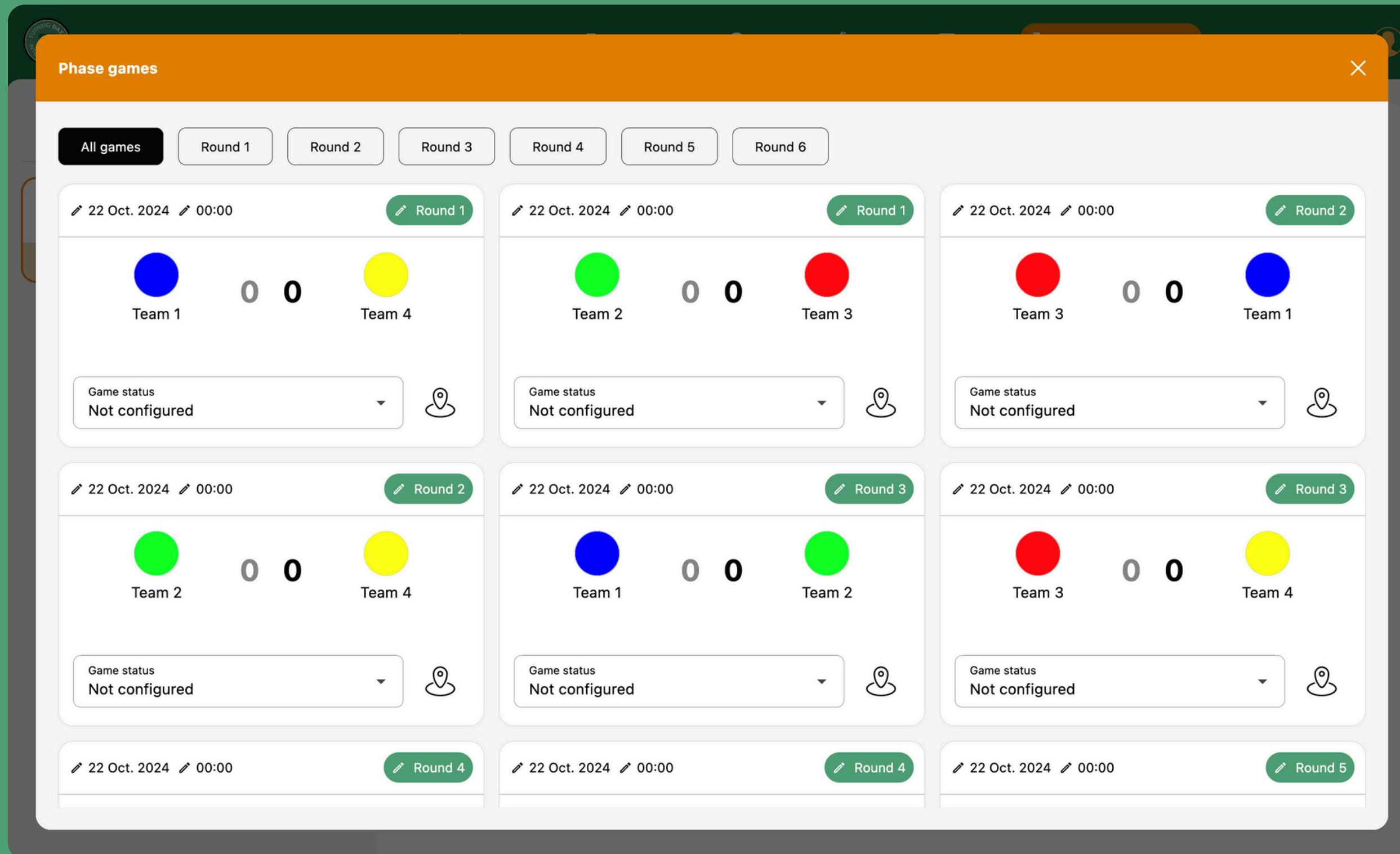
Phase games: 8

TEAM	W	L	% WIN	HOME	AWAY	PPG	OPPG	DIFF
Team 1	0	0	0.00	0-0	0-0	0.00	0.00	0
Team 2	0	0	0.00	0-0	0-0	0.00	0.00	0
Team 3	0	0	0.00	0-0	0-0	0.00	0.00	0
Team 4	0	0	0.00	0-0	0-0	0.00	0.00	0

Save

Create new phases and customize their details, including name, type, order, number of groups, and rounds. You can also view the early standings for a quick overview.

Phase games



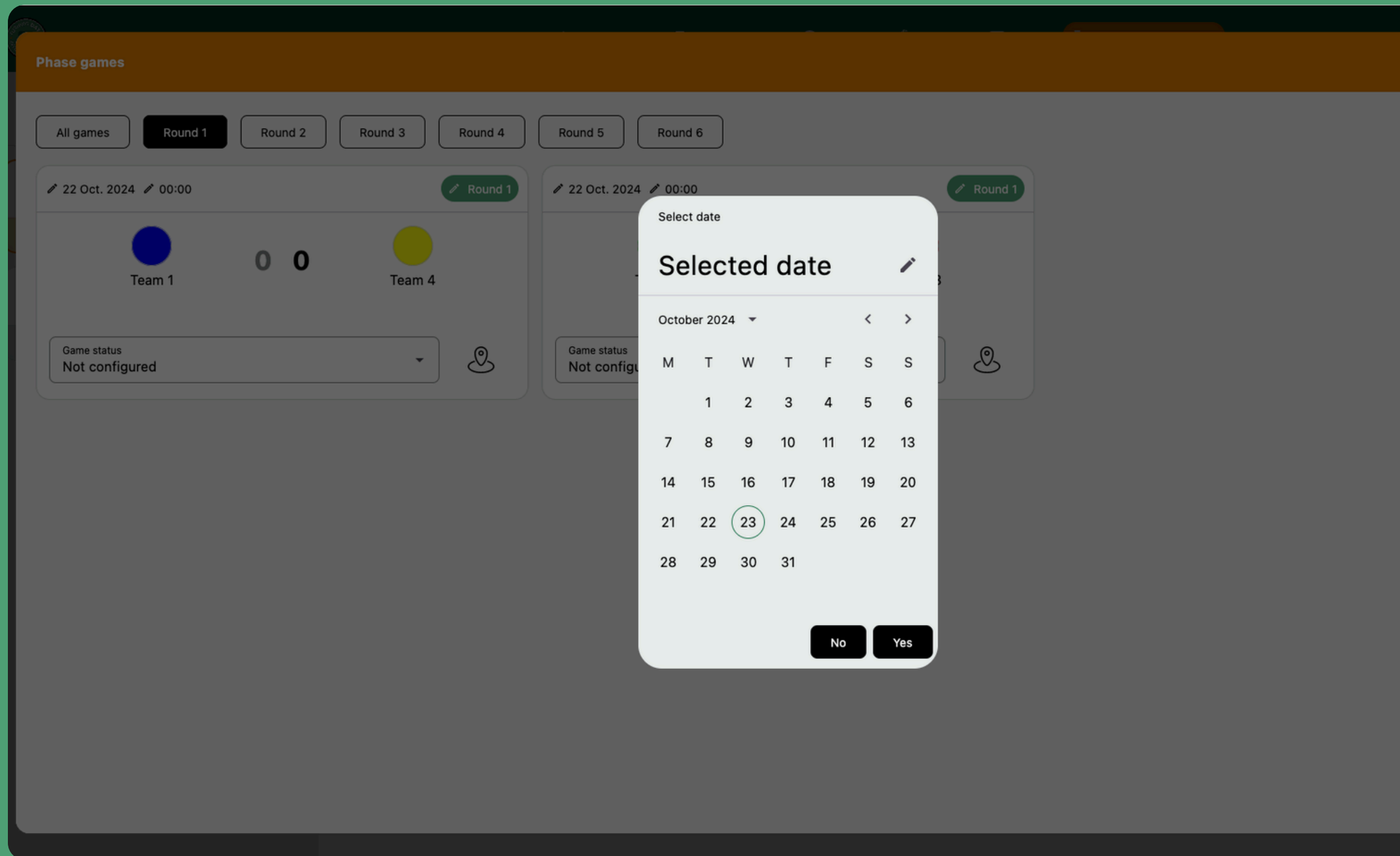
After creating a phase, you can view all the scheduled games, conveniently filtered by round. By default, games are created with a 'Not Configured' status, ready for further setup.

Phase games **calendar**



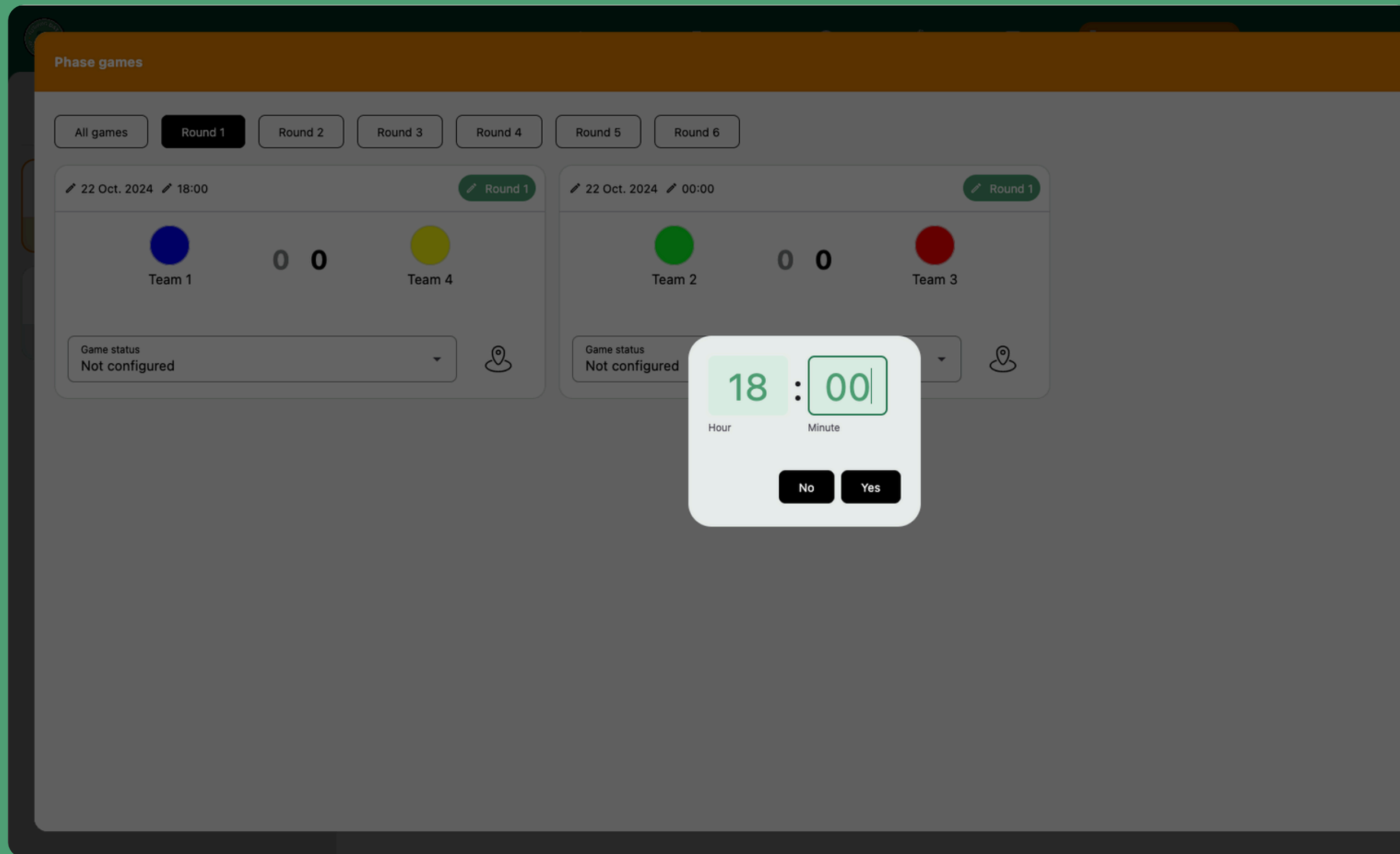
Download the game calendar of any specific phase in CSV format. This allows you to share schedules easily or keep a local copy for organization and communication purposes.

Phase games



**Assign a date to
each of the
games created.**

Phase games



**Assign a time to
each of the
games created.**

Phase games

Phase games

All games

Round 1

Round 2

Round 3

Round 4

Round 5

Round 6

22 Oct. 202418:00

Round 1

Team 1

00

Team 4

Game status

Not configured

22 Oct. 202400:00

Round 1

Team 2

00

Team 3

Game venue information

Venue address

Your address

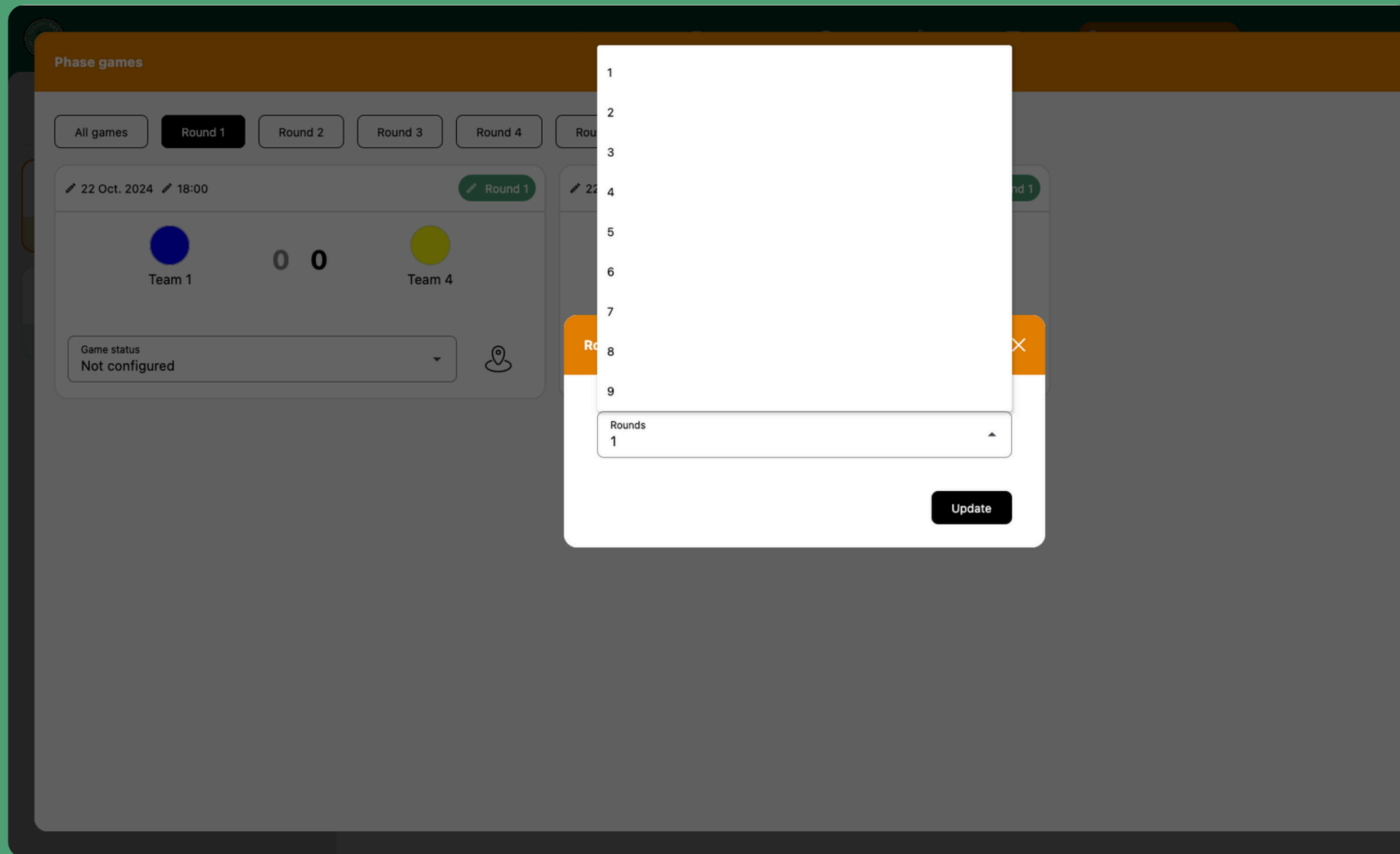
Venue address link

Your address link

Update

**Add the venue
address and it's
link.**

Phase games



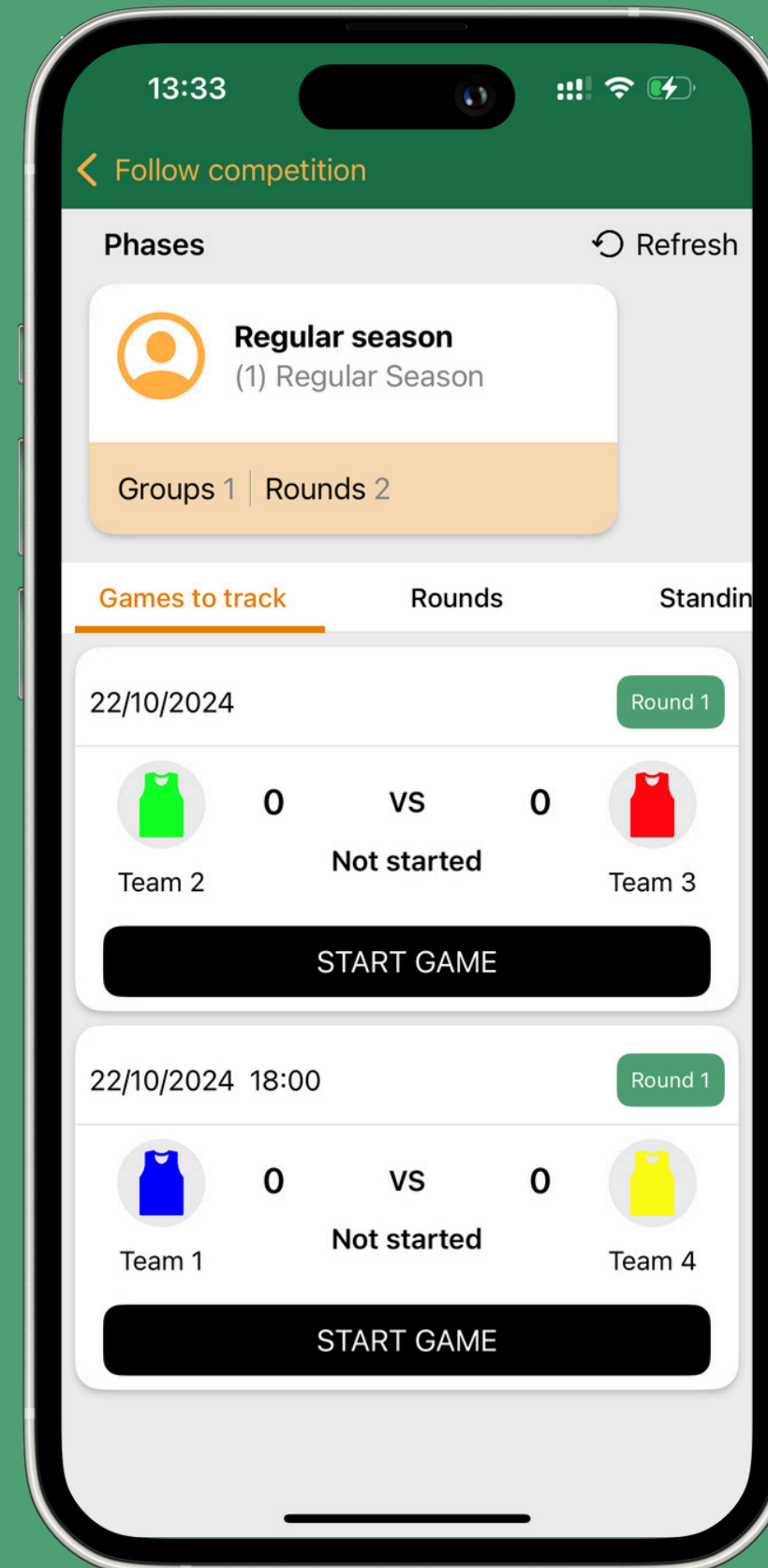
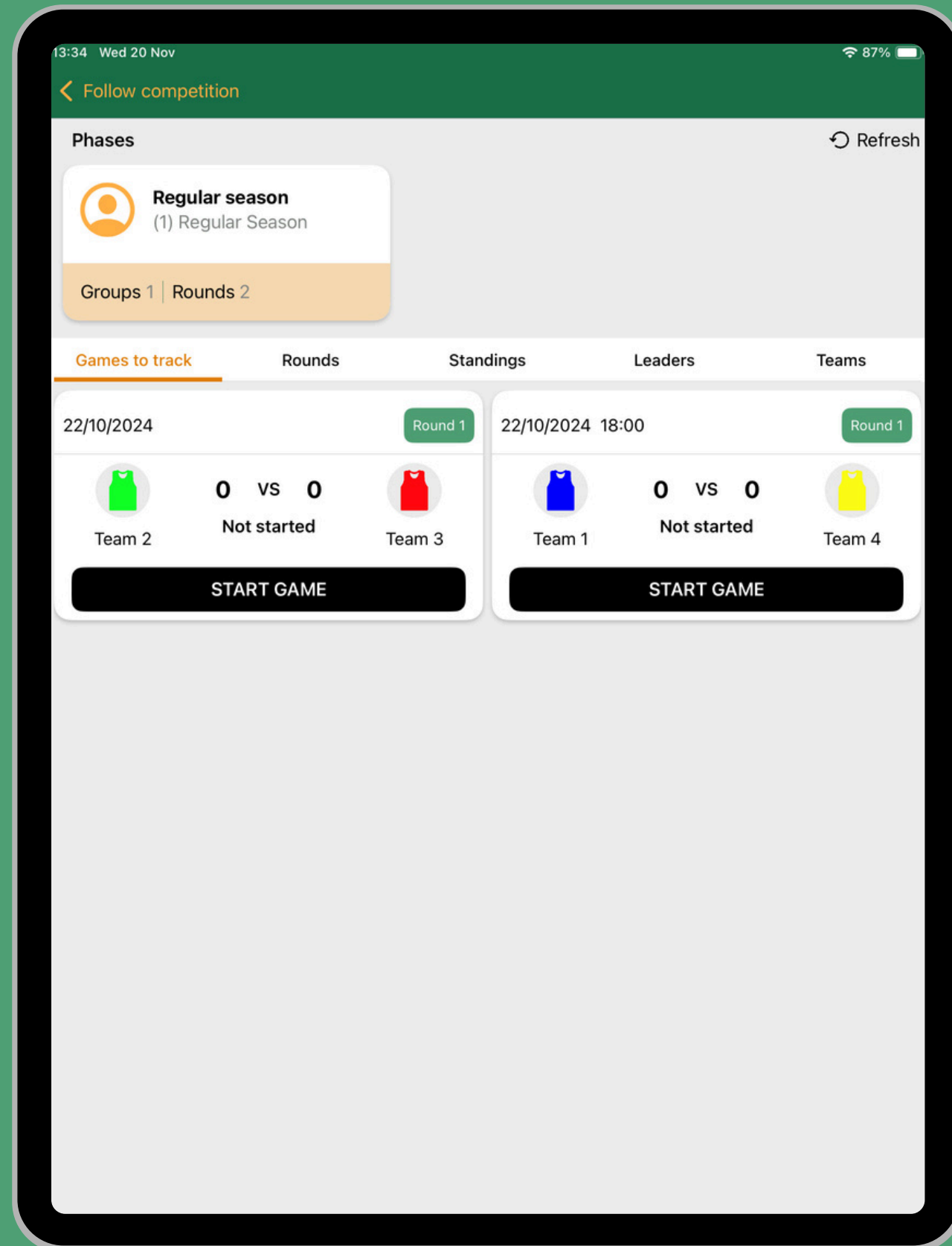
**Move any game
to whatever
round without
any restriction.**

Ready to be tracked

The screenshot displays a web interface titled "Phase games". At the top, there is a navigation bar with tabs for "All games", "Round 1", "Round 2", "Round 3", "Round 4", "Round 5", and "Round 6". The "Round 1" tab is selected. Below the navigation bar, there are two game cards. Each card shows the date and time, the round number, the teams (Team 1, Team 2, Team 3, and Team 4) with their respective colors, the score (0-0), and a "Game status" dropdown menu set to "Ready to be tracked".

Once all game information is added, update the status to 'Ready to be Tracked.' This enables your competition statisticians to begin tracking the game seamlessly.

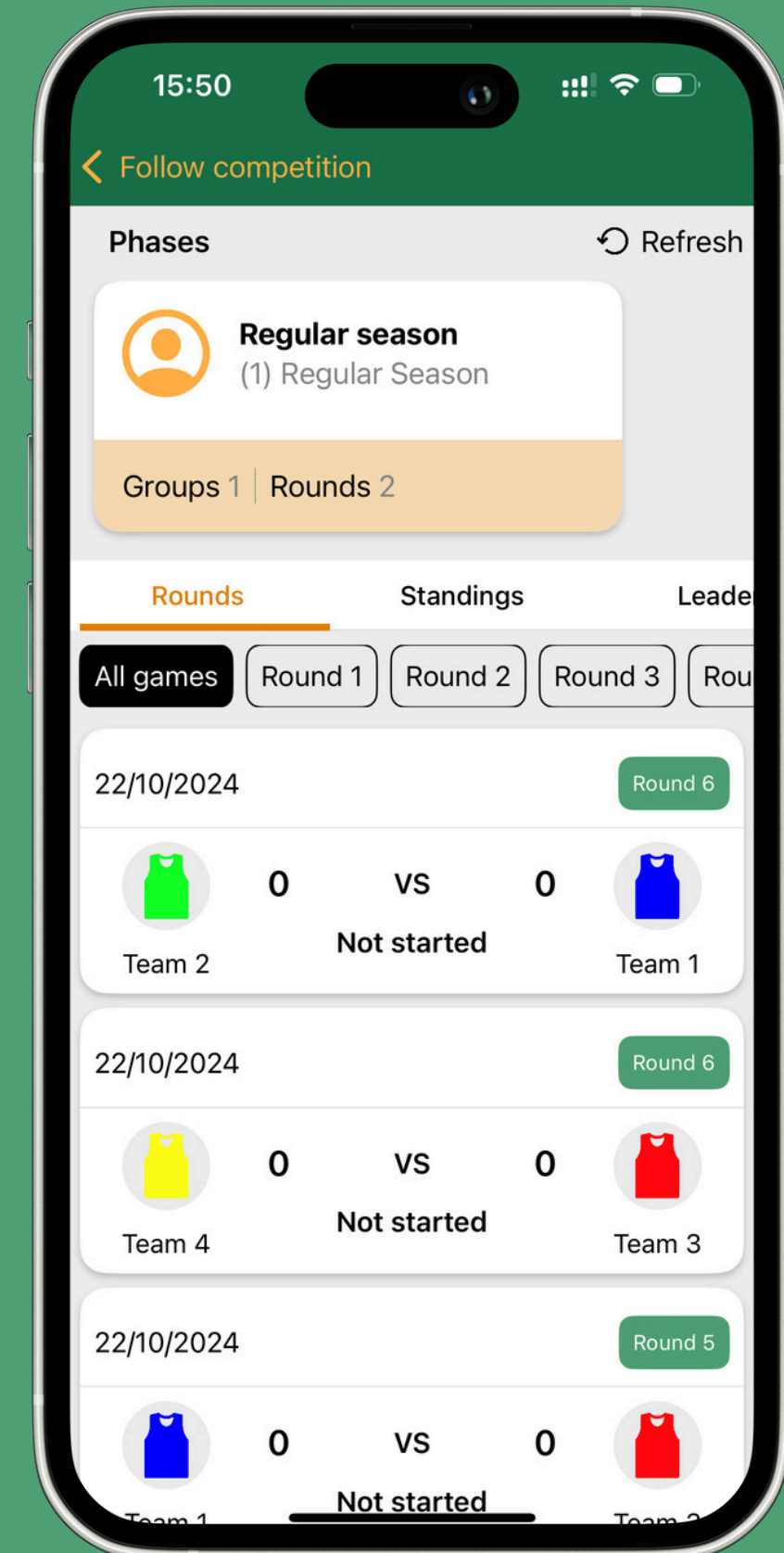
Start game



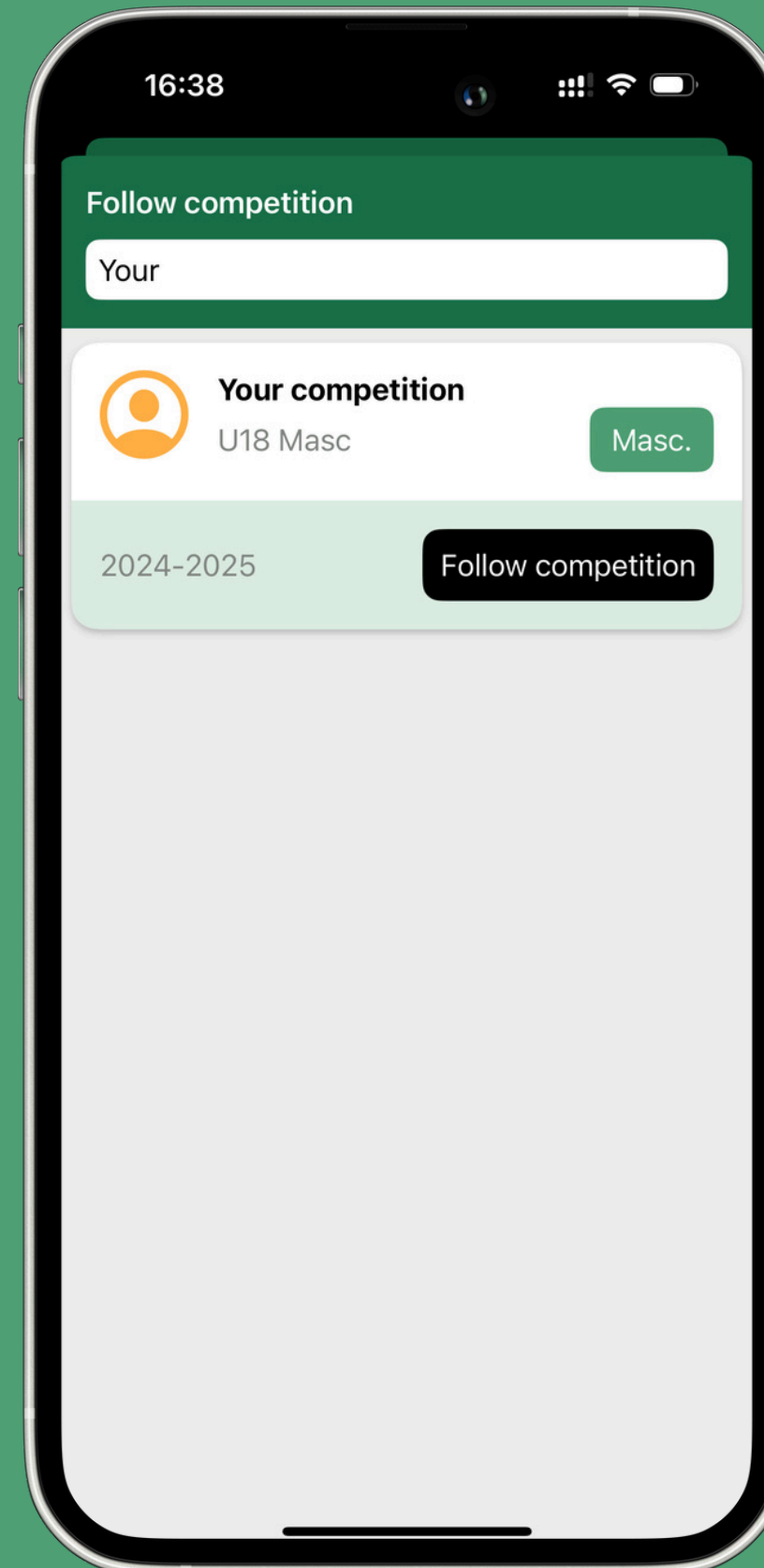
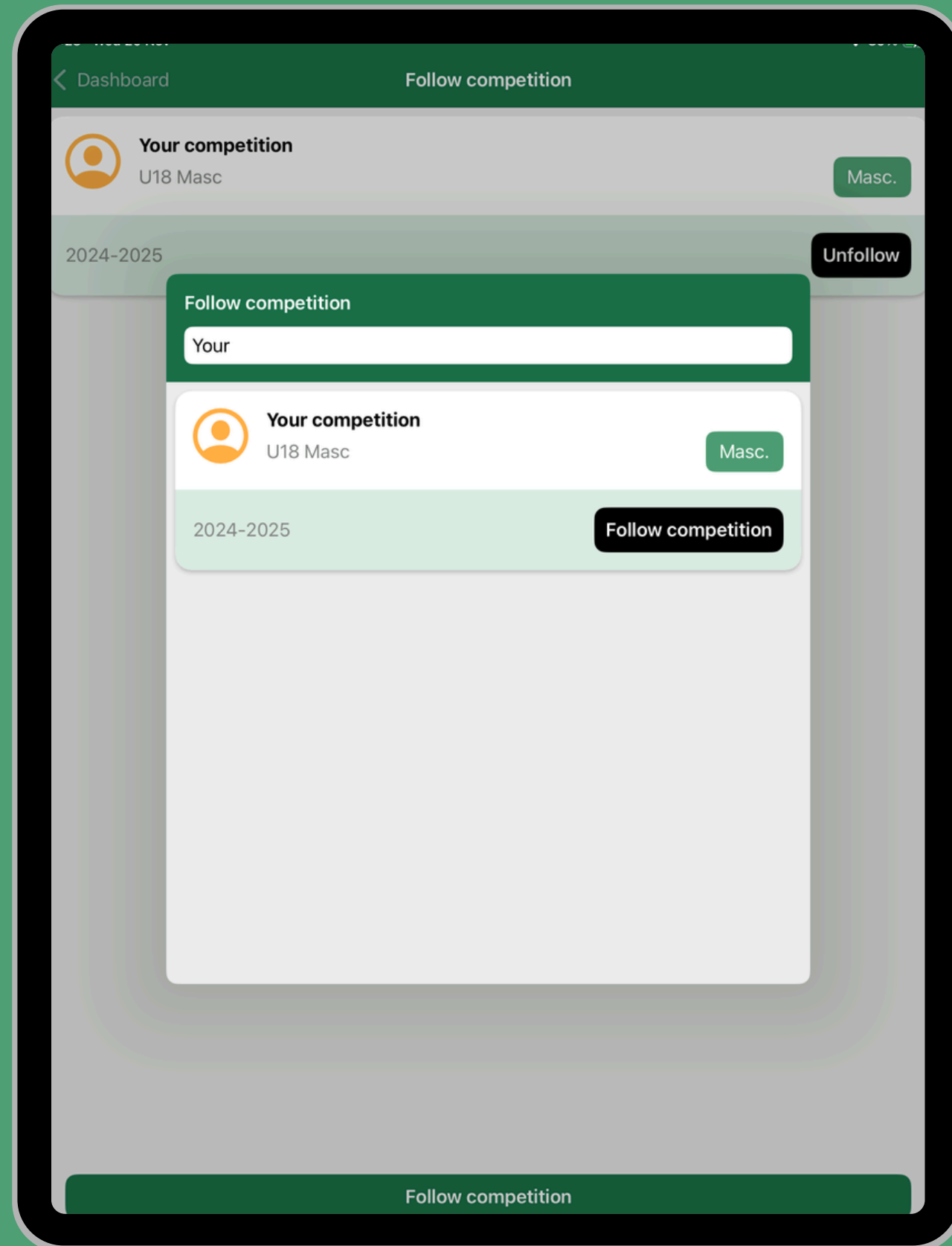
After changing the game status to 'Ready to be Tracked,' statisticians can begin tracking the game directly from their mobile devices.

Follow a competition

REAL-TIME RESULTS, DETAILED GAME
STATISTICS, UPDATED STANDINGS, TOP-
PERFORMING PLAYERS AND SEASON
STATS FOR EVERY TEAM

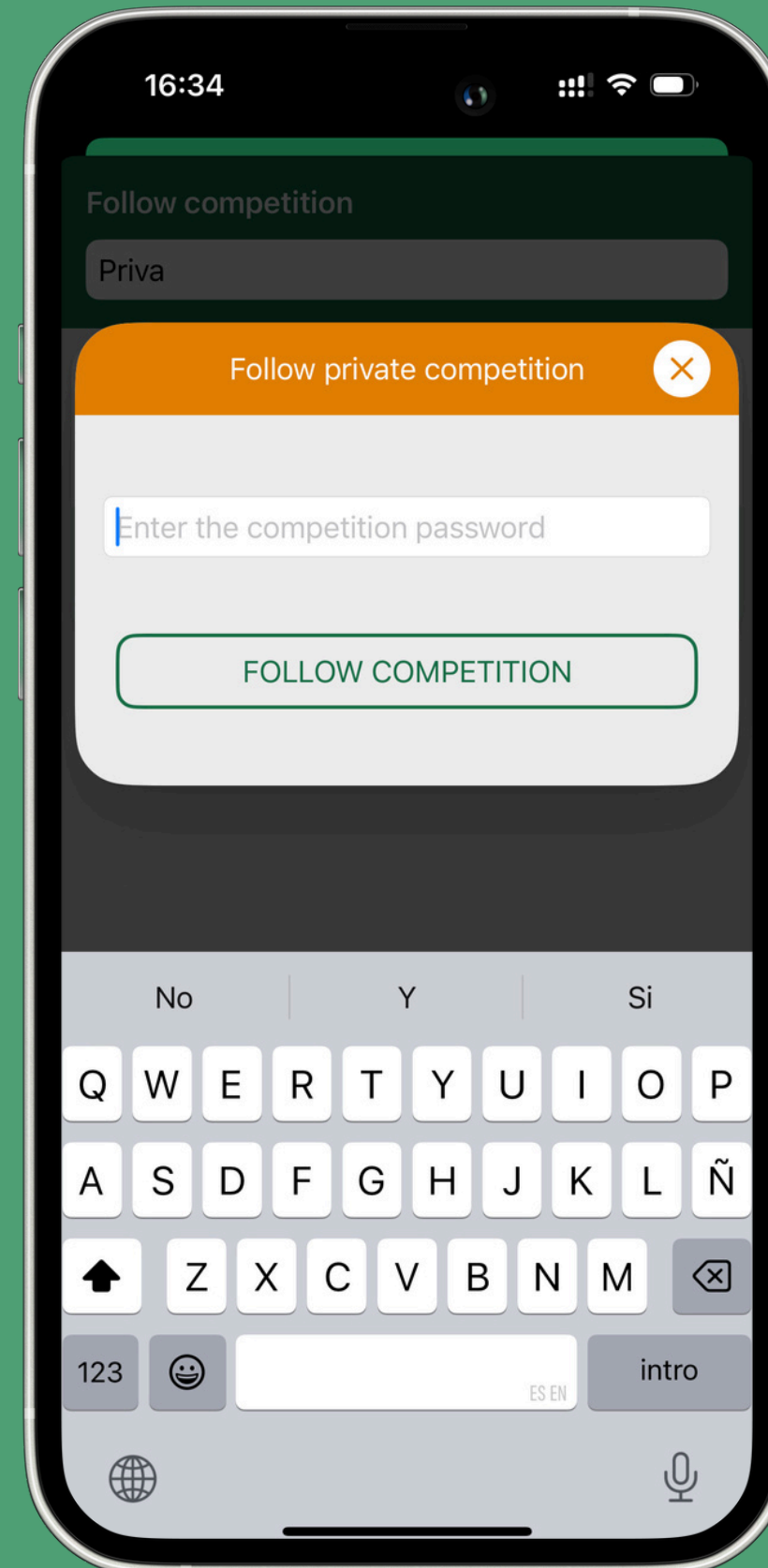
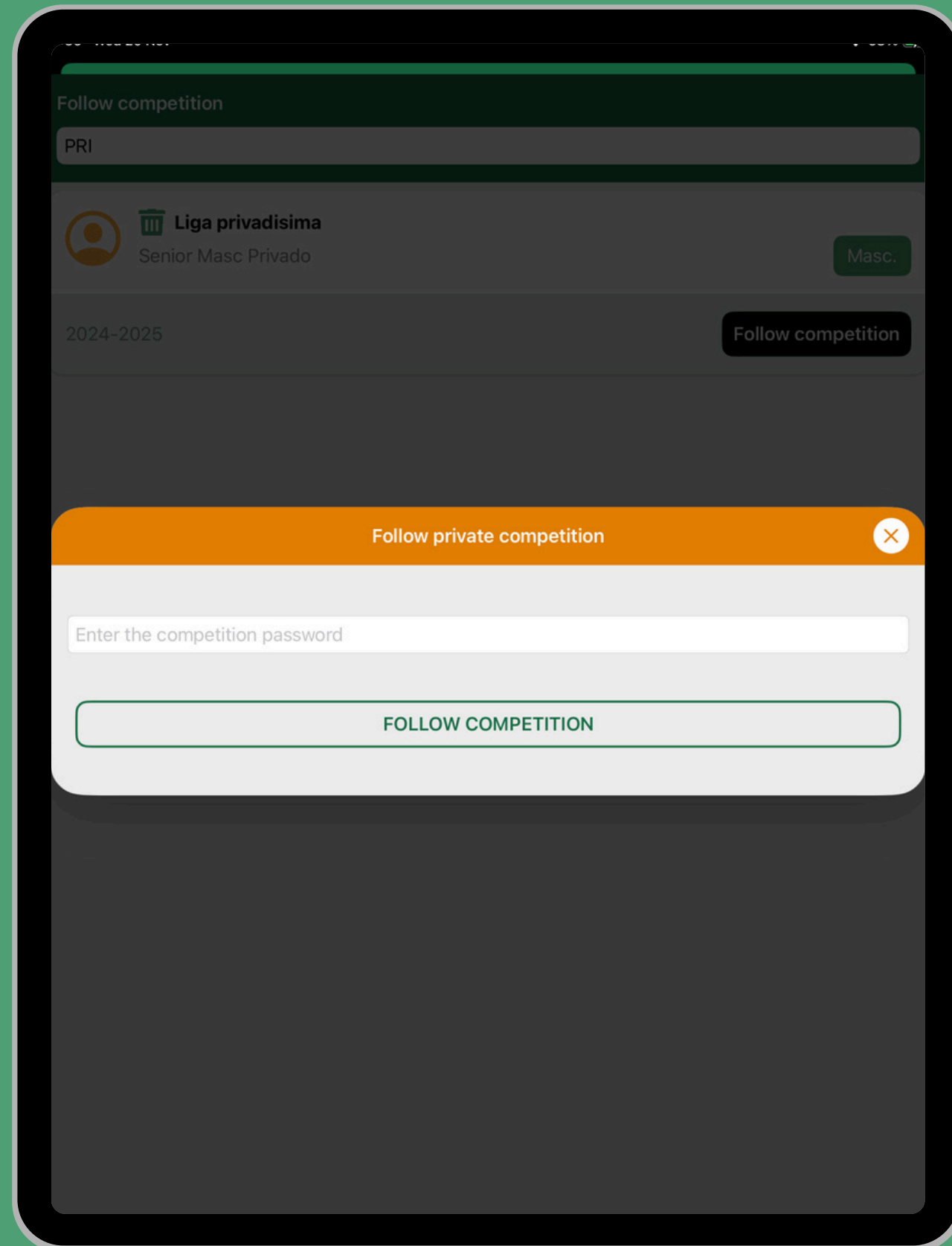


Find **competition** (public competition)



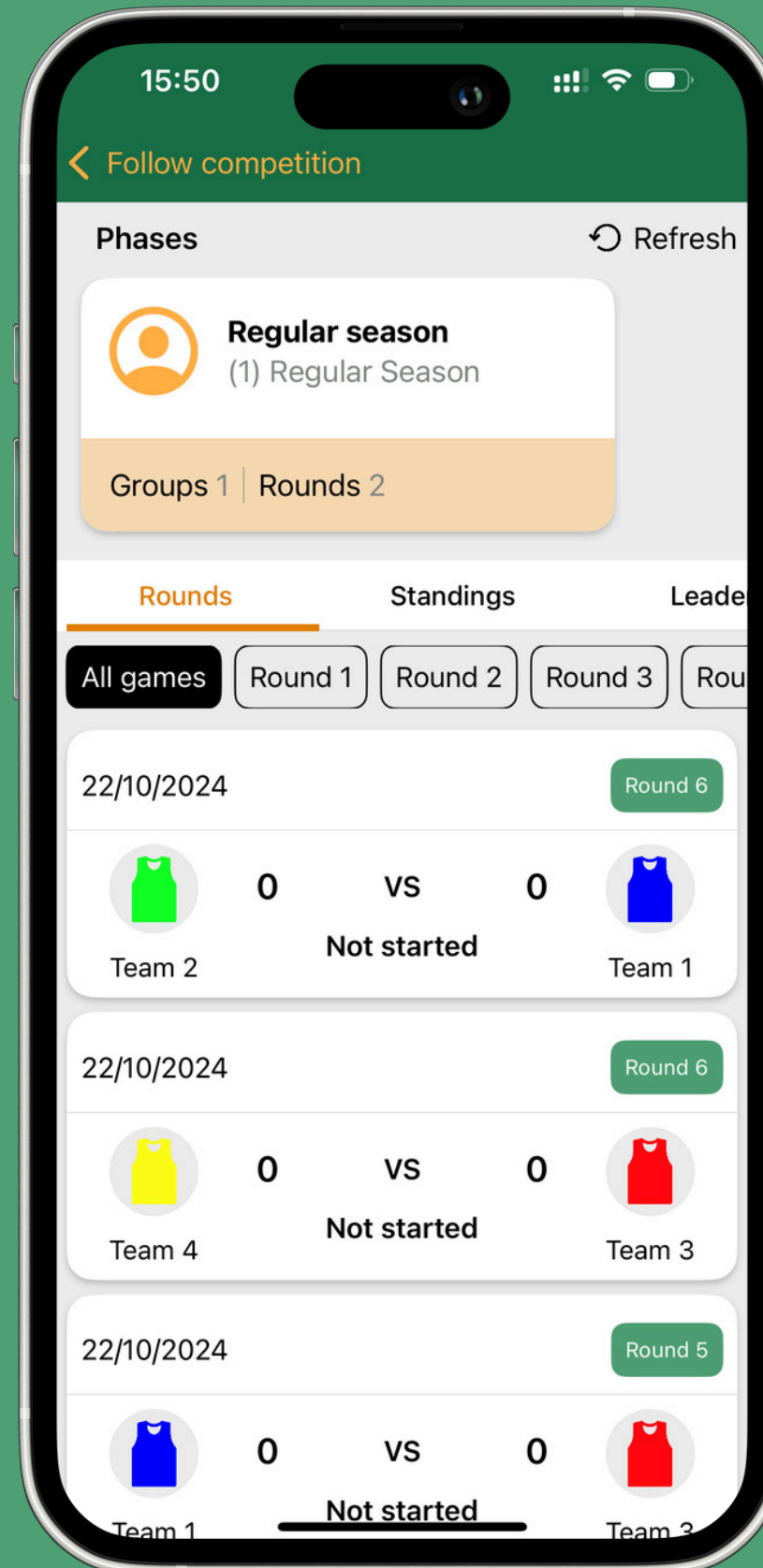
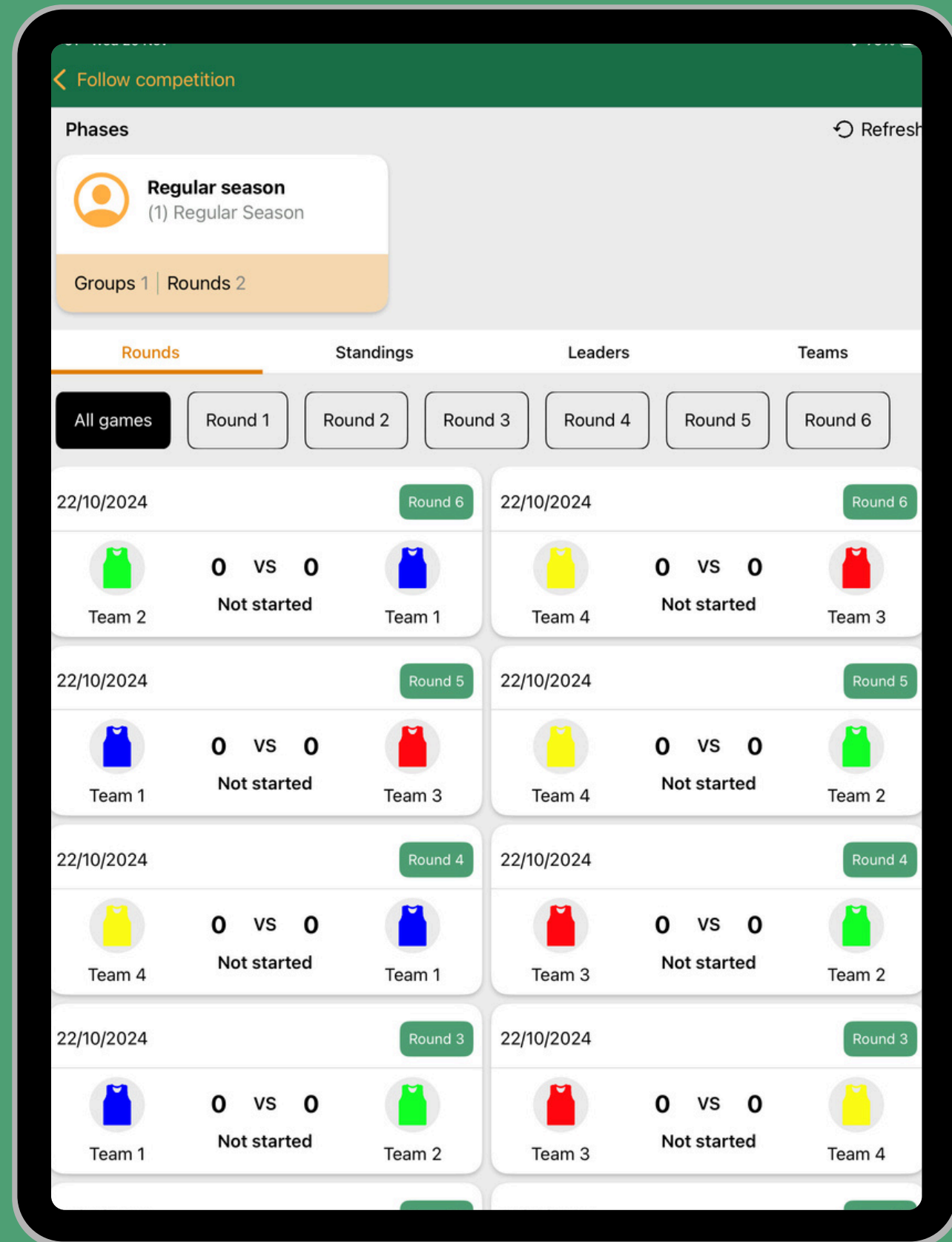
Find the competition you want to follow by entering its name. Once selected, tap the 'Follow Competition' button to access all its details, including results, standings, stats, and more. Stay updated with every moment of the action!

Find **competition** (private competition)



Find the private competition you want to follow by entering its name. Once selected, enter the password to gain access. After that, tap the 'Follow Competition' button to view all its details, including results, standings, stats, and more. Stay connected to every moment of the action!

Games



Explore all game results at a glance. Use the round filter to quickly find matches of interest. For games yet to begin, a placeholder score of '0-0' is displayed alongside the status: 'Not started.'

Standings

< Follow competition

Phases

Regular season

(1) Regular Season


Groups 1 | Rounds 2

Rounds		Standings		Leaders		Teams		
Team		W	L	% WIN	HOME	AWAY	PPG	OPPG
Team 1		0	0	0.00	0-0	0-0	0.00	0.00
Team 2		0	0	0.00	0-0	0-0	0.00	0.00
Team 3		0	0	0.00	0-0	0-0	0.00	0.00
Team 4		0	0	0.00	0-0	0-0	0.00	0.00

16:38

< Follow competition

Phases Refresh

 **Regular season**
(1) Regular Season

Groups 1 | Rounds 2

Rounds		Standings		Leaders	
Team		W	L	% W	
Team 1		0	0	0.0	
Team 2		0	0	0.0	
Team 3		0	0	0.0	
Team 4		0	0	0.0	

Stay on top of the action with the comprehensive team standings. View detailed stats, including wins, losses, home and away records, points scored per game, and points conceded per game. Gain deeper insights into team performance throughout the competition!

Leaders

Follow competition

Phases

Regular season
(1) Regular Season

Groups 1 | Rounds 2

Rounds	Standings	Leaders	Teams
Team 1	#4 player4	0.0 pts 0.0 blk	0.0 ast 0.0 pfd 0.0 reb 0.0 eff 0.0 stl 0.0 pir
Team 1	#5 player5	0.0 pts 0.0 blk	0.0 ast 0.0 pfd 0.0 reb 0.0 eff 0.0 stl 0.0 pir
Team 1	#6 player6	0.0 pts 0.0 blk	0.0 ast 0.0 pfd 0.0 reb 0.0 eff 0.0 stl 0.0 pir
Team 1	#7 player7	0.0 pts 0.0 blk	0.0 ast 0.0 pfd 0.0 reb 0.0 eff 0.0 stl 0.0 pir
Team 1	#8 player8	0.0 pts 0.0 blk	0.0 ast 0.0 pfd 0.0 reb 0.0 eff 0.0 stl 0.0 pir
Team 1	#9 player9	0.0 pts 0.0 blk	0.0 ast 0.0 pfd 0.0 reb 0.0 eff 0.0 stl 0.0 pir
Team 1	#10 player10	0.0 pts 0.0 blk	0.0 ast 0.0 pfd 0.0 reb 0.0 eff 0.0 stl 0.0 pir

13:36

Follow competition

Phases

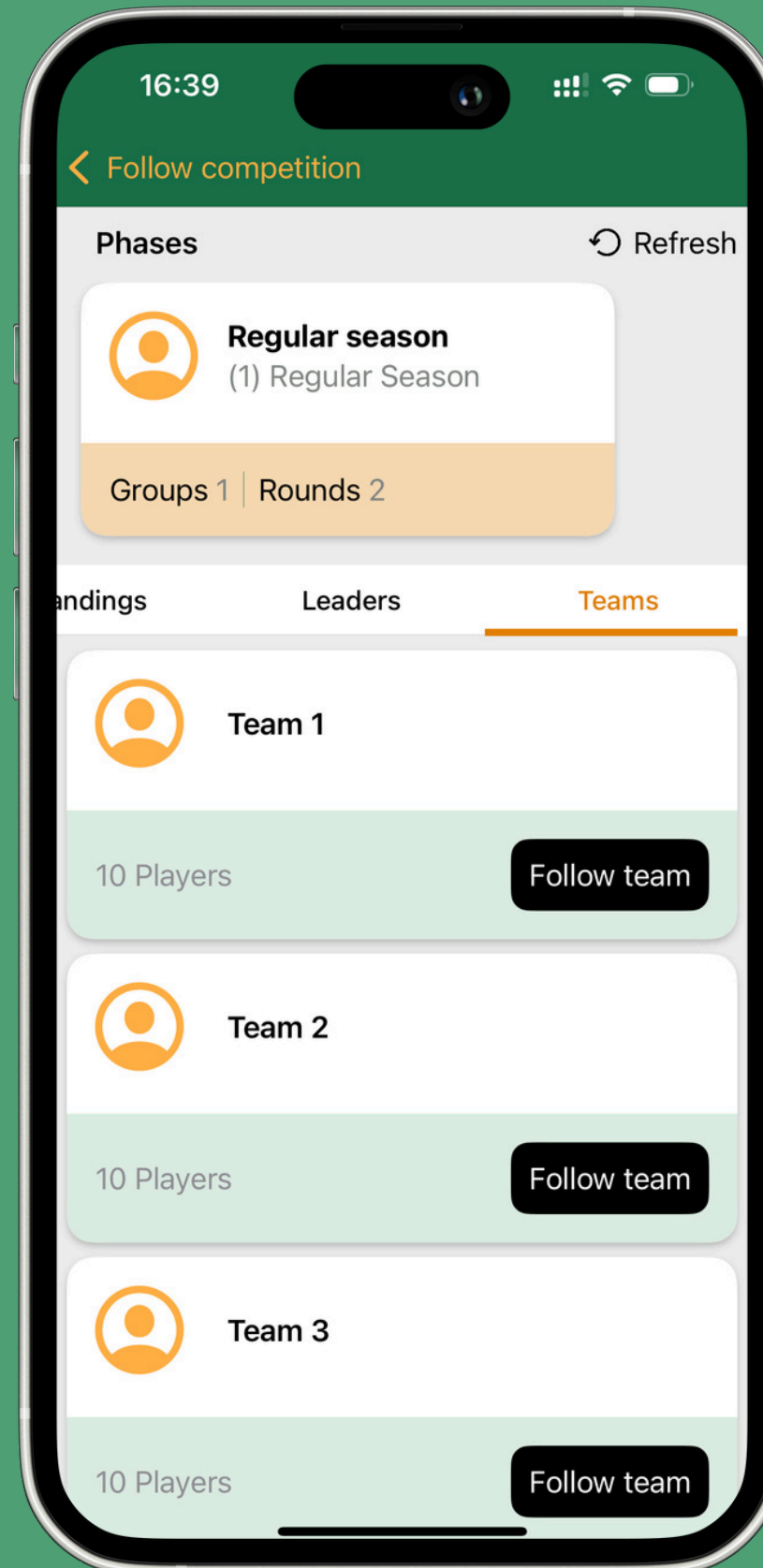
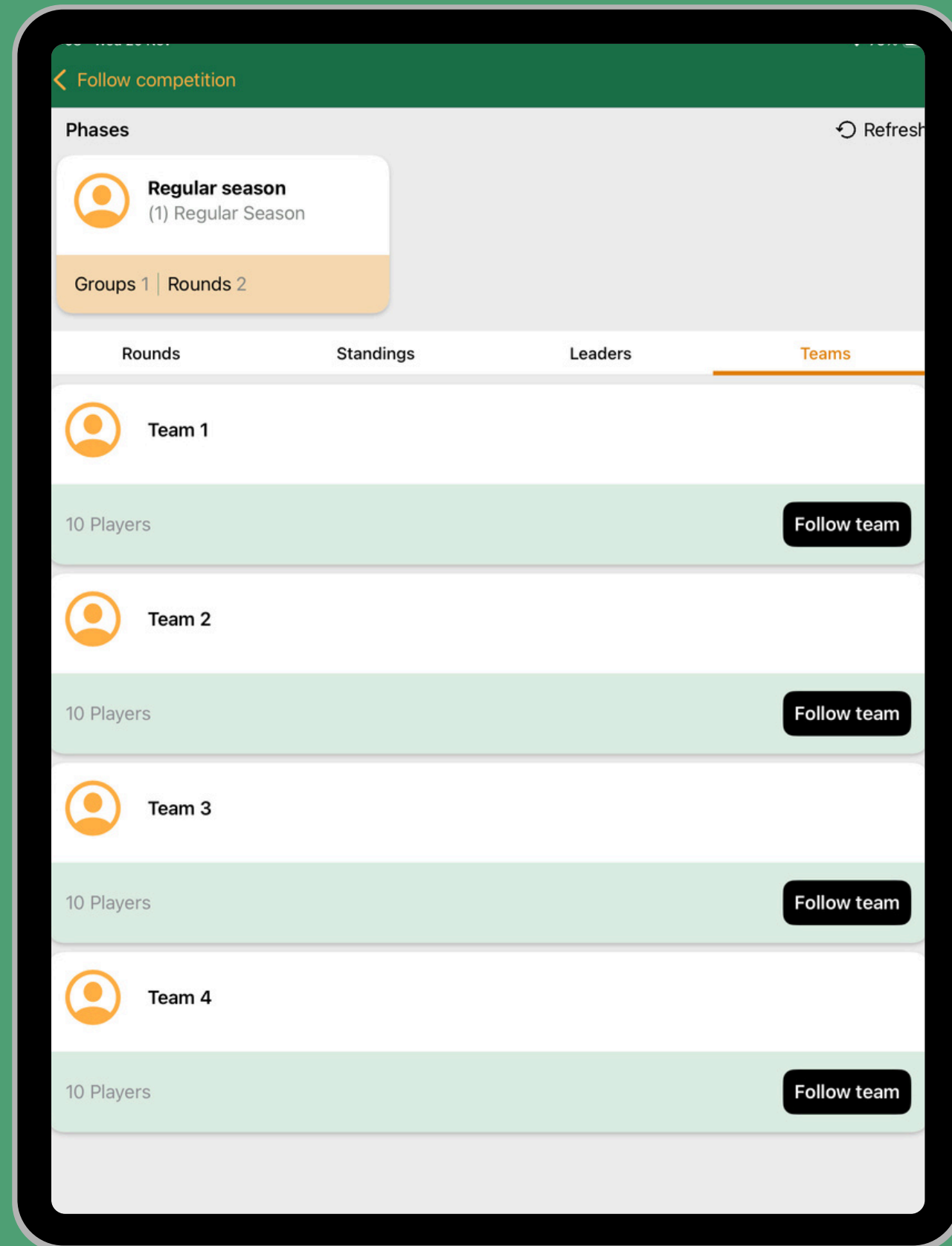
Regular season
(1) Regular Season

Groups 1 | Rounds 2

Standings	Leaders	Teams
Team 1	#4 player4	0.0 pts 0.0 stl 0.0 ast 0.0 eff 0.0 reb 0.0 pir
Team 1	#5 player5	0.0 pts 0.0 stl 0.0 ast 0.0 eff 0.0 reb 0.0 pir
Team 1	#6 player6	0.0 pts 0.0 stl 0.0 ast 0.0 eff 0.0 reb 0.0 pir
Team 1	#7 player7	0.0 pts 0.0 stl 0.0 ast 0.0 eff 0.0 reb 0.0 pir
Team 1	#8 player8	0.0 pts 0.0 stl 0.0 ast 0.0 eff 0.0 reb 0.0 pir

Top performers in your competition, showcasing leaders in key stats like points, rebounds, assists, and more. Stay on top of player performances and make informed decisions throughout the competition!

Teams



Discover all teams in the competition and dive into their performance. Tap the 'Follow Team' button to unlock detailed team statistics, including game results, player stats, and season insights. Stay connected with your favorite teams!